


## Color Guide to Watching Videos




Watch the green videos *in order* first.




Watch all the blue videos from any section next. You can watch blue videos from the different sections concomitantly.



Watch all the peach videos next.



Then purple.



Lastly yellow.

## *Intermediate Lessons: Level 3 (Syllabus)*

### **Technique**

#### Tone and Intonation

Expressive Phrasing 101: Basic Requirements part 1 (Bow Distribution)	
Expressive Phrasing 101: Basic Requirements part 2 (consistent bow speed)	
Expressive Phrasing 101: Basic Requirements part 3 (additional comments on bow speed)	
Expressive Phrasing 101: Basic Requirements part 4 (consistent volume)	
Clean Up Your Playing (Behind the Scenes) part 1	
Clean Up Your Playing (Behind the Scenes) part 2	
Clean Up Your Playing (Behind the Scenes) part 3	
Clean Up Your Playing (Behind the Scenes) part 4	

#### Right Hand

Whole Bows: (Legato at the Tip)	
Classical Bowing Articulation: 2-slur, 2-separate	
Double Stops: part 1: Establishing Tone	
Martele (Marcato) Bow Stroke	

#### Left Hand

The Gorgeous Vibrato	
Vibrato: part 12: Gorgeous Vibrato, part 2	
Vibrato: What happens when the hand and arm work against each other	
Vibrato: the Problematic G string Vibrato	
Vibrato: Troubleshooting the Shaky Violin and the Climbing Left Hand	
Arm Vibrato: Tight Knuckles	
Double Stops: part 2: Left Hand	
(FREE) Double Stops: part 3: Intonation	
Shifting 101: Part 7 - Shifting Styles (Hybrid and Romanticized Classical)	

Shifting and Bow Changes	
Positions: part 5: Finger Spacing Patterns and Exercises	
Flat Keys: part 1: Overview	
Flat Keys part 2: F, B flat, E flat, A flat Scales	

## Repertoire

<b>Suzuki Book 3 and Violin Lab Repertoire</b>
--

Suzuki Book 3: Gavotte in G minor (Bach)	
Suzuki Book 3: Minuet (Bach)	
Suzuki Book 3: Becker Gavotte	
Sad Romance: a study in Romantic shifting	
Red, Red Rose performance with 3rd position shifts	
Red, Red Rose Close Up Fingerings	
Red, Red Rose Tutorial	
"Deeply Grow the Roots": Advanced tutorial	
Suzuki Book 3: Humoresque, part 1	
Suzuki Book 3: Humoresque, part 2	
Suzuki Book 3: Humoresque, part 3	
Suzuki Book 3: Gavotte in D Major, part 1	
Suzuki Book 3: Gavotte in D Major, part 2	
Suzuki Book 3: Bach Bourée	
Suzuki Book 3: Bourée, part 2	
Pachelbel Canon in D: Part 1	
Pachelbel Canon in D: part 2	

## Etudes, Scales, and Exercises

<b>Exercises and Concepts to Review</b>
---

Whole Bows: (Legato at the Tip)	
Shifting 101: Part 2 - One finger shifting	
Shifting 101: Part 4 - One Finger Shifting Exercise	
Shifting Training part 3: Descending (lower finger to higher finger)	
Shifting Training part 5: Ascending Scale (Higher finger to lower finger)	
Shifting Training part 6: Down the Scale	
Improving Rhythmic Skills: part 4: Score Study	
Practice Techniques: Part 1 - Tone and Intonation	
Practice Techniques: Part 2 - Coordination (Varied Bowing Patterns)	
Practice Techniques: Part 3 - Coordination (Accents)	
Practice Techniques: Part 4 - Speed (Rhythm Variations)	
Practice Techniques: Part 5: Speed (Bursts)	
Clean Up Your Playing (Behind the Scenes) part 1	
Clean Up Your Playing (Behind the Scenes) part 2	
Clean Up Your Playing (Behind the Scenes) part 3	
Clean Up Your Playing (Behind the Scenes) part 4	
Stages of Learning a Piece of Music	

<b>Etudes and Scales</b>
--------------------------

Shifting Training: part 7a: One Finger Scales, part 1	
Shifting Training: Part 7b One Finger Scales, part 2	
Scale Study #6: "Karate Chop"	
Scale Study #11: Down Bow Circles	
Scale Study #14 Scallop stroke	
Positions: part 5: Finger Spacing Patterns and Exercises	
Positions: part 14: Amazing Grace in 3rd position	
Finger Spacing Patterns: Preparation for Scale Rounds	
Scale Rounds: Explanation and Instructions	
Scale Rounds: Explanation and Instructions, part 2	

G Harmonic Minor Scale Round: Note-By-Note	Orange
Rhythm App: Rhythm Sight Reading Trainer	Green
Wohlfahrt Etude #10 op.45 #7	Light Blue
Wohlfahrt Etude #11 op.54 #6	Orange
Wohlfahrt Etude #21, op.54 no. 12	Purple
Air Galicien	Light Blue
Geringas: Playing Ball	Green
Geringas: Agitation	Light Blue
Geringas: March	Light Blue
Geringas: A Pleasant Day	Orange
Geringas: Lost in the Woods	Orange
Geringas: Ballet Variation	Purple
Geringas: Melancholic Waltz	Yellow
Geringas: Scherzino	Yellow