


Color Guide to Watching Videos




Watch the green videos *in order* first.




Watch all the blue videos from any section next. You can watch blue videos from the different sections concomitantly.



Watch all the peach videos next.



Then purple.



Lastly yellow.

Beginning Lessons: Level 3 (Syllabus)

Technique

Tone and Intonation

Elements of Tone Production: Sounding Point, part 1	
Elements of Tone Production: Sounding Point, part 2	
Elements of Tone Production: Sounding Point, part 3	
Elements of Tone Production: Bow Pressure	

Right Hand

Accidentally Hitting Other Strings	
The Fluid Shoulder (aka Getting Rid of the Bounces)	
The Bow Hold in Motion	
Advanced Bow Hold	
Finger Motion: Fingers Move the Bow	
Finger Motion at the Frog	
Building Flexibility into the Bow Hand	
Bow Arm Considerations: wrist and elbow levels	
Maintaining A Straight Bow When Playing Fast Detaché Strokes	
Tip for Maintaining a Straight Bow: Play closer to the bridge	
Tip for Maintaining a Straight Bow: Exaggerate the Pushing Out Motion	
More on Straight Bowing: part 2 Tips for the Tall and Short	
Tip for Training detaché: the Resistance Band	
Smooth String Crossings: Arm Preparation	
Piece for Smooth String Crossing Practice	
Independence Between Left and Right Hands	
String Crossing Exercises #2	
String Crossing Exercises #3	
The Staccato Bow Stroke (on the string)	
Staccato Practice	
Learning Spiccato: part 1	

Learning Spiccato, part 2	Yellow
Great Practice Technique: Spotlight on the Right Hand	Purple
Maintaining a Straight Bow - Receiving Internal Feedback	Purple

Left Hand

Bow Hand: Weight Distribution (video response)	Green
Block Fingerings	Green
Guided Practice #12: Finger Drills 1	Green
Guided Practice # 13: Finger Drills 2	Light Blue
Guided Practice #14 Finger Drills 3	Light Blue
The Low First Finger	Orange
Finger Squares: Practicing Changing Finger Shapes	Orange
Preliminary Shifting Exercise: part 1	Yellow
Preliminary Shifting Exercise: part 2	Yellow

Repertoire

**Suzuki Book 1 & 2
and Violin Lab Repertoire**

Minuet #2: performance	Orange
Minuet #2: tutorial	Orange
Minuet #3: performance	Orange
Minuet #3: tutorial	Orange
Alec Rowley: Minuett	Purple
Alec Rowley: Pastorale	Purple
Happy Farmer: tutorial	Purple
Happy Farmer: performance	Purple
Gossec Gavotte: performance	Purple
Gossec Gavotte: tutorial, part 1	Purple
Gossec Gavotte: tutorial, part 2	Purple
Chorus from Judas Maccabaeus: tutorial	Yellow
Deeply Grow the Roots: Beginning Tutorial	Yellow

Olivia's Waltz: tutorial	Yellow
Musette: tutorial	Yellow

Etudes, Scales, and Exercises

**Etudes, Scales,
and Practicing**

A Major 2-Octave Scale	Green
B flat 2-Octave scale	Light Blue
Scale Studies: Introduction and Explanation	Green
Scale Study #2: Bow/Finger Coordination	Green
Scale Study #6: "Karate Chop"	Green
Scale Study #11: Down Bow Circles	Purple
Scale Study #13 Wohlfahrt bowing pattern	Yellow
Improving Rhythmic Skills: part 6: Working with "Rhythm a Week"	Green
Practice Techniques: Part 1 - Tone and Intonation	Orange
Practice Techniques: Part 6: Fine Tuning	Orange
1 Wohlfahrt Etude op.45 #1	Yellow

**Exercises and Concepts
for Review**

Daily Bow Hand Exercises for Developing Flexibility	Orange
Tip for Training détaché: the Resistance Band	Yellow
Schradieck / Schradick - for everyone (Best finger action training ever)	Yellow
Guided Practice #12: Finger Drills 1	Yellow
Guided Practice # 13: Finger Drills 2	Yellow
Guided Practice #14: Finger Drills 3	Yellow
Hovering Fingers	Yellow
Finger Action: Slow Release	Yellow
Finger Action: Slow Drop (Finger Preparation)	Yellow
String Crossing Exercises #2	Yellow
String Crossing Exercises #3	Yellow
Practicing with a Drone for Improving Intonation	Yellow
Intonia: Intonation Improving Software	Yellow