


Color Guide to Watching Videos




Watch the green videos *in order* first.




Watch all the blue videos from any section next. You can watch blue videos from the different sections concomitantly.



Watch all the peach videos next.



Then purple.



Lastly yellow.

Advanced Lessons: Level 2 (Syllabus)

Etudes, Scales, and Exercises

Etudes and Scales

Scale Study #3: Quick Down Bows (bow distribution)	
Scale Study #15: Zig-Zag bow stroke	
Practice Techniques: Part 4 - Speed (Rhythm Variations)	
Practice Techniques: Part 5: Speed (Bursts)	
Wohlfahrt Etude #13 op.45 #16	
Wohlfahrt Etude #17 op.54 nos. 9 and 8	
Wohlfahrt Etude #19, op. 74 no. 6	
Wohlfahrt Etude #16, op.45 #9	
Flat Keys: part 1: Overview	

Exercises and Concepts for Review

Vibrato: part 12: Gorgeous Vibrato, part 2	
Clean Up Your Playing (Behind the Scenes) part 1	
Clean Up Your Playing (Behind the Scenes) part 2	
Clean Up Your Playing (Behind the Scenes) part 3	
Clean Up Your Playing (Behind the Scenes) part 4	
Big Motions/Slow Actions-Small Motions/Quick Actions	
Stages of Learning a Piece of Music	
Great Practice Technique: Spotlight on the Right Hand	

Repertoire

Suzuki Book 4

Vivaldi A Minor Concerto 3rd movement: Beth Blackerby	Green
Zombie Caprice Music Video	Blue
Zombie Caprice Tutorial	Blue
Bach Double Violin Concerto: 2nd violin part, part 1 (Style)	Orange
Bach Double Violin Concerto: Part 2 (Left Hand)	Orange
Bach Double Tutorial part 3 (Phrasing)	Orange

Technique

Tone and Intonation

Expressive Phrasing 201: Beyond the Dynamics, intro	Green
Expressive Phrasing 201: Beyond the Dynamics part 1 (Cresc. and Decresc.)	Green
Expressive Phrasing 201: Beyond the Dynamics part 2 (the Taper)	Green
Expressive Phrasing 201: Beyond the Dynamics part 3 (Training the Taper)	Green
Expressive Phrasing 201: Beyond the Dynamics part 4 (Adding Emphasis)	Blue
Expressive Phrasing 201: Beyond the Dynamics part 5 (Contouring 1)	Blue
Expressive Phrasing 201: Beyond the Dynamics part 6 (Contouring 2)	Blue
Expressive Phrasing 201: Beyond the Dynamics part 7 Conclusion	Blue

Right Hand

Sautillé Bow Stroke (difference between sautillé and spiccato)	Green
Sautillé Bow Stroke, Part 2	Green
Sautillé and Seitz Violin Concertos	Green

Left Hand

Vibrato: part 12: Gorgeous Vibrato, part 2	
Double Stops: part 6: Vibrato with Double Stops and Playing Octaves	
Double Stops: part 7: Playing Double Stops in High Pos. and Fiddling Double Stops	
Fourth Position and Flat Keys	
Chords	