


Color Guide to Watching Videos




Watch the green videos *in order* first.




Watch all the blue videos from any section next. You can watch blue videos from the different sections concomitantly.



Watch all the peach videos next.



Then purple.



Lastly yellow.

Intermediate Lessons: Level 1 (Syllabus)

Technique

Right Hand

The Galamian Bow Arm	
String Crossings Series: part 2: Micro Levels	
String Crossings Series: part 3: Coordination with Left Hand	
String Crossings Series: part 4: Efficiency I	
String Crossings Series: part 5: Efficiency II	
String Crossings Series: part 6: String Crossing Exercises	
String Crossings Series: part 7: Integration	
Bow Strokes: Detaché, Legato, Marcato, Martele, Staccato	
Bow Articulation: part 1: Overview	
Bow Articulation: part 2: Mechanics	
Bow Articulation: part 3: Practice Exercises	
The Collé Bow Stroke: Part 1	
The Collé Bow Stroke: Part 2, Collé vs. Finger Motion at the Frog	

Left Hand

Violin Vibrato: Slow Motion Dos and Donts	
Vibrato: trick to develop basic motion	
Shifting 101: Part 1 - Basics	
Shifting 101: Part 2 - One finger shifting	
Shifting 101: Part 3 - Coordinating Bow Direction and Shift	
Shifting 101: Part 4 - One Finger Shifting Exercise	
Shifting 101: Part 5 - Shifting Styles (Classical)	
Shifting 101: Part 6 - Shifting Styles (Romantic)	
Shifting 101: Part 7 - Shifting Styles (Hybrid and Romanticized Classical)	
Shifting Training part 1: Modes of Travel and Rules of Engagement	
Shifting Training part 2: Classical Shift ascending (low finger to high finger)	
Shifting Training part 3: Descending (lower finger to higher finger)	

Shifting Training part 4: Descending (higher finger to lower finger)	
Positions: part 1: Overview	
Positions: part 2 Position Location	
Positions: part 8: Finding 3rd Position	
Positions: part 9: Exercises for Establishing the 3rd Position Hand Frame	
Positions: part 10: Shifting After an Open String	
Left Hand: Contact, Balance, Vibrato part 1	
Left Hand: Contact, Balance, Vibrato part 2	
Left Hand: Contact, Balance, Vibrato part 3	
Total Focus: Living in the Nano Future	

Repertoire

Suzuki Book 2 and Violin Lab Repertoire

Deeply Grow the Roots: Beginning Tutorial	
Long, Long Ago (Suzuki Book 2) : tutorial	
Hunter's Chorus: Suzuki Book 2	
I Gave My Love a Cherry	
Waltz: Suzuki Book 2: tutorial	
Alec Rowley: Kavatine	
Alec Rowley: Romanze	
Alec Rowley: Dance Miniature	
Bouree by Handel: Suzuki Book 2 tutorial	
Two Grenadiers Performance	
Two Grenadiers: tutorial, part 1	
Two Grenadiers: tutorial, part 2	
Theme from Witches Dance: Performance	
Theme from Witches Dance: Part 1	
Theme from Witches Dance: Part 2	
Theme from Witches Dance: Part 3	
Shostakovich Preludium	

Etudes, Scales, and Exercises

Etudes and Scales

B flat 2-Octave scale	
Scale Study #1: Frog to Tip Articulation	
Scale Study #4: "The Fling" (Hooked Bowing Patterns)	
Scale Study #7: Training Up Bow Staccato	
Scale Study #11: Down Bow Circles	
Scale Study #16: Hug Your Bridge	
Scale Study #17: Slow to Fast Hooked Bows	
Practice Techniques: Part 1 - Tone and Intonation	
Practice Techniques: Part 6: Fine Tuning	
3 Wohlfahrt Etude op.45 #3	
5 Wohlfahrt Etude op.45 #2	
Air Galicien	
Geringas: Up and Down the Ladder	
Geringas: Gym	
Geringas: Round Dance	
Geringas: Cradle Song	
Fun with Scales and Arpeggios	

Exercises and Concepts for Review

Schradieck / Schradick - for everyone (Best finger action training ever)	
String Crossings Series: part 6: String Crossing Exercises	
Vibrato: trick to develop basic motion	
Bow Articulation: part 3: Practice Exercises	
Positions: part 9: Exercises for Establishing the 3rd Position Hand Frame	
Practicing with a Drone for Improving Intonation	
Intonia: Intonation Improving Software	
The Collé Bow Stroke: Part 1	
Preliminary Shifting Exercise: part 1	
Preliminary Shifting Exercise: part 2	
Great Practice Technique: Spotlight on the Right Hand	